

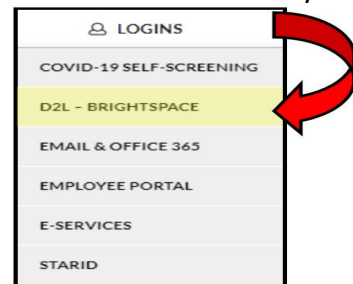
Getting Started with D2L Brightspace

D2L Brightspace is the primary online tool that you will use to access course materials whether you are in a face-to-face, hybrid, or participating in a fully online course. Here are a few tips you should know to help you get started.

Accessing D2L Brightspace

There are multiple ways to access D2L Brightspace:

- [D2L Brightspace](#) will take you directly to D2L Brightspace. If you are using the direct link, we recommend that you bookmark this web address to access it more easily in the future.
- Through <https://ridgewater.edu>
 - Click on **Logins** at the top of the website
 - Click on the **D2L Brightspace** button
- Through the [Minnesota State website](#). Select your institution's specific D2L Brightspace login.



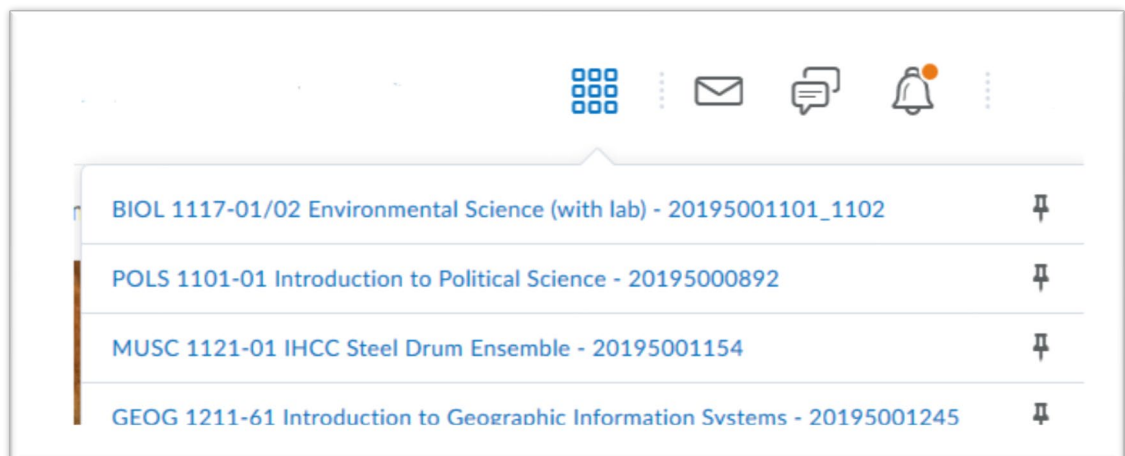
Accessing Your Courses within D2L Brightspace

Once you have logged in to D2L Brightspace, there are multiple places you can access your course that allows you to switch between courses more easily:

Course Selector / “Waffle”



While in D2L Brightspace, at the top of the page you will see the **Course Selector** or **“Waffle”** as it is often referred to. Clicking on this icon will show you a list of your active courses. You can click the **thumbtack** icon next to any course in this list to pin it to the top for quicker access. Use the **waffle** to quickly jump between courses without going back to the homepage.

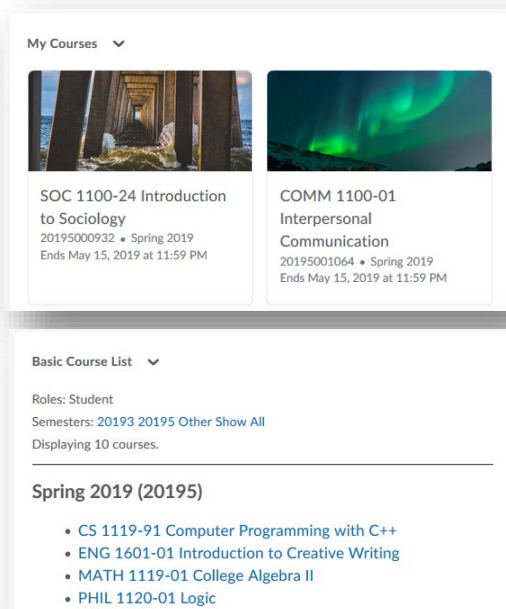


My Courses

The **My Courses** widget on the D2L Brightspace homepage will show you images of all your courses. Click on an image to access the course. Small icons also appear on the course tiles when you have assignments to submit, unread discussion posts, and quizzes you have yet to take.

Basic Course List

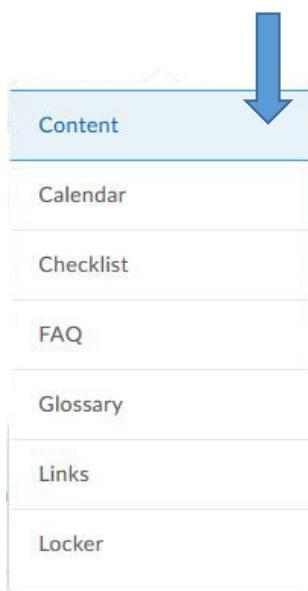
The **Basic Course List** widget on the D2L Brightspace homepage will show you a simplified list of all your courses. They are organized by semester and will appear as links that you can click on to access that course.



Navigating Your Courses within D2L Brightspace

Within your courses in D2L Brightspace, you will use the **navigation bar** towards the top of the page to navigate to different tools (discussion, assignment upload) that may be used in your course. This navigation bar also includes links for other support services if you need them.

Course Home Materials Communication Assessments Resources



- **Course Home** will take you to the course homepage where you can view your instructor's **Announcements**.
- **Materials** dropdown brings you to course materials like the syllabus commonly found in **Content**.
- **Communication** dropdown allows you to access tools to communicate with others in your course, such as viewing other's emails in **Classlist**, participate in online **Discussions**, or view the instructor's course **Announcements**.
- **Assessments** dropdown displays tools like **Assignments** where you can submit papers, **Quizzes** where you can take online tests, and **Grades** where you can view the grades given to you by your instructor.
- **Resources** dropdown has links to useful academic resources such as eServices, Technology Support, and more.

Minnesota State (CC-BY-4.0)

Minnesota State is an affirmative action, equal opportunity employer and educator.